


# Partnership for Aquaculture Development in Timor-Leste (PADTL)

**Feeding for better tilapia yields**  
**Good seed + Good feed = Good yield**



## Tilapia gets its food

- Directly from feed. Tilapia accepts various kinds of feed (commercial or farm-made feed pellets) so farmers can choose the types depending on costs and local availability.
- Indirectly from natural food (phytoplankton and zooplankton) in green water in pond.

## Feed

### Good feed must be

- Nutritious and liked by tilapia.
- Easy to find the ingredients, benign to environment, does not compete with other uses (eg, human food) and easy to make in the farm.
- Cost-effective.

**PADTL has developed 4 types of farm-made feed formulations combining cost-effective and easily available materials in the farm/local areas:**

<b>1</b>		+		+		+	
	32% Cornmeal		57% Leucaena leaf meal		10% Cassava		1% NaCl (salt)
<b>2</b>		+		+		+	
	29% Cornmeal		60% Taro leaf meal		10% Cassava		1% NaCl (salt)
<b>3</b>		+		+		+	
	26% Rice bran		63% Leucaena leaf meal		10% Cassava		1% NaCl (salt)
<b>4</b>		+		+		+	
	25% Rice bran		64% Taro leaf meal		10% Cassava		1% NaCl (salt)

## Green Water

Green water contains micro-organisms (algae and plankton) that are natural food for tilapia produced in-situ.



Liming the pond



+ Adding manure and fertilizer encourages green water.




Installing bamboo substrates into the pond encourages periphyton (micro organisms) to grow on them, which is a good source of natural food for tilapia.

Combination of feed and green water technology improves feeding efficiency.

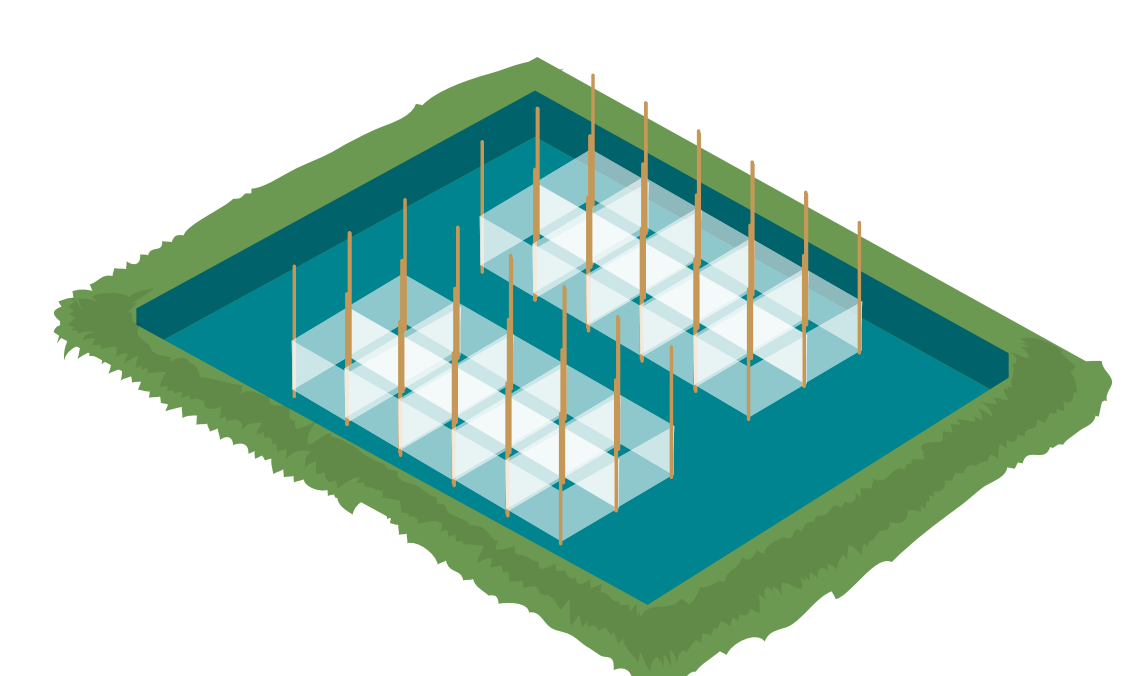
## How much and when to feed and fertilize



Talk with your local fisheries officer and other farmers



Refer to the BMP Guide for Tilapia Farming in Timor-Leste



Take the opportunity to attend farmer field schools